

2022-2023 Continuing Student Housing Selection

Welcome to the 2022-2023 Continuing Student Housing Selection Guide. This guide contains important information for the selection process. Be sure to read this guide carefully. If you have follow-up questions, contact a member of the Residence Life Staff below for more information.



IMPORTANT REMINDERS:

- To participate in Housing Selection, **you must submit your application before February 11, 2022 at noon.** Students that do not have a housing deposit on file will need to place a deposit after selecting their room.
- Selection times will be assigned randomly giving priority to those with the fewest numbers of semesters lived on campus. For more information about the assignment philosophy, please visit <http://www.ut.edu/residencelife/housingphilosophy/>.
- Check your UT email for updates about the process.
- When considering your housing options for next year, remember that all residents must select a meal plan. Meal plan options may be reviewed at <http://dining.ut.edu/my-meal-plan>. **Only residents in Palm Apartments, Straz Hall, and Urso Hall may select the 7 meal plan.**

We realize this is a lot of information, so please, read the helpful FAQs or reach out if you have more questions. Be sure to contact your Area Coordinator or Assistant Director, stop by the Office of Residence Life in Vaughn 213, or send an e-mail to reslife@ut.edu if you need additional assistance. Once selection begins, due to a high volume of inquiries, there may be a short delay. However, we will get back to you as soon as possible. Our website will have the most current information about the process: <http://www.ut.edu/housingselection/>. Housing Selection will take place in our software, Residence by Symplicity, which can be accessed through [MyUTampa](#).

Area Coordinators and Assistant Directors

Residence Life Office	reslife@ut.edu	Office Location: Vaughn 213
Desmond Baker	dabaker@ut.edu	Area Coordinator, Brevard Hall
Caitlyn Hurley	churley@ut.edu	Area Coordinator, Morsani Hall
Kristina Latorre	klatorre@ut.edu	Area Coordinator, Straz Hall
Brandon Michael	bmichael@ut.edu	Area Coordinator, Smiley Hall & Urso Hall
Jessica Pyett	jpyett@ut.edu	Area Coordinator, McKay Hall, McNeel Boathouse & Vaughn Hall
Ronnie Rentz	rrentz@ut.edu	Assistant Director, Jenkins Hall
Dan Ryan-Foley	dfoley@ut.edu	Area Coordinator, Palm Apartments
Karly Taylor	karlytaylor@ut.edu	Area Coordinator, Barrymore Hotel
Linda Wilde	lwilde@ut.edu	Area Coordinator, Austin Hall

Important Dates

Application Due in [Residence by Symplicity](#)

Selection Times Released

Selection Process in [Residence by Symplicity](#)

Off-Campus Housing Fair

Deadline to cancel (requests submitted in Symplicity by the deadline will be automatically released from housing agreement)

Deadline to be registered as a full-time student

Residence Halls open for Fall 2022

February 11 by Noon

February 18

February 22 – March 4

March 31, 2022

June 1

June 1

August 24

We wish you success in your housing choice for next year! Review the guide, ask our staff your questions, and select your room! - Office of Residence Life

BEFORE YOU BEGIN: IMPORTANT FAQs

Will Residence Life select a space for me? Even if I miss my selection time? Even if I completed an application?

No. You or your group leader must select your room. The Office of Residence Life will not assume that you intend to select a space even if you submit an application.

Who is eligible to participate in housing selection?

Spring 2022 full time residential students; full time students that received the Fall 2021 UT Off-Campus Housing Grant, and students currently in study abroad and approved UT internships are eligible for Housing Selection.

If I am a commuter right now, can I participate in Housing Selection?

If you are currently commuting to campus, you are not eligible to participate in Continuing Student Housing Selection, unless they received the Fall 2021 UT Off-Campus Housing Grant. If you would like to live on campus for Fall 2022, you should fill out the No Guarantee Wait List.

What will happen if I do not participate in Housing Selection for 2022-2023?

As you are aware, on-campus housing is limited. If you do not select housing when you have the opportunity, you will not have an assignment for the 2022-2023 academic year. The No Guarantee Wait List will be your only option. If you are interested in off-campus housing information, please review our site at <https://www.ut.edu/campus-life/residence-life/off-campus-housing>

What if I don't know if I will need fall housing right now?

We recommend that you participate and select a housing assignment, even if you are not sure. You can cancel your housing agreement using the cancellation request form in [Residence by Symplicity](#) or by emailing reslife@ut.edu through June 1 without penalty.

Can I cancel my housing assignment? How long does the housing agreement last?

The housing agreement is for the full academic year including Fall 2022 and Spring 2023. You can cancel without question or penalty through June 1. After June 1, your release is not guaranteed. Signing another contract or lease does not absolve you from your housing agreement. You are responsible for paying for campus housing until your agreement is cancelled in writing.

Am I guaranteed to get into the hall/type of room I want for 2022-2023?

Each year the demand varies for spaces on campus. We offer continuing students a variety of great spaces in a range of price points — from doubles and singles to apartment-style. However, we cannot guarantee space availability, which will vary depending on your individual or group selection time. A room change waiting list will be available after housing selection ends.

What happens if I miss the application deadline?

You will not be able to apply late and participate in the process for 2022-2023. The application will no longer be available after 12:00pm on February 11, 2022.

I have class during my selection time. What do I do?

You may log in after your assigned time and select your space prior to the selection process closing on March 4. If you are in a roommate group, your group leader will select your room for you. If that person is unavailable to select during your group time, then you may change group leaders.

What if the number of semesters (fall and spring) that I have lived on campus is incorrect?

If you believe there is a mistake with the number of semesters you have in our system, please contact us immediately. If the error originated with us, we will fix it.

How do I get a single for next fall?

At your selection time, log in and view available rooms. You can filter available rooms by room rate code (double, single, triple) using the drop-down menus. Spaces in all buildings will be held for individual residents, even if they are not members of groups. If none are available, select an available space and then place yourself on the room change waiting list for a single.

How do I find a gender inclusive room?

On the room selection page in Residence by Symplicity, you can click on a room which will show if the space is “mixed/no restrictions” which means it is gender inclusive and open to all students.

What if we want to select a suite/apartment but have only 2 or 3 in our group?

You will be able to form and reform groups throughout the selection process. Spaces will be held in all buildings for groups of any size. For example, a group of 2 can select a Straz apartment and then another group of 2 can select the remaining spaces or a group of 3 can select a 5-person apartment in Jenkins and two singles could select the remaining spaces. The group selection time is the median best (or middle best) number of its members. Adding or removing members may impact the group selection time.

Will I lose my housing if I am dismissed for academic or student conducts reasons but submit an appeal?

Students who are dismissed immediately have their housing and meal plan cancelled. If/when your appeal is approved; you may request reassignment in writing. The Office of Residence Life will attempt to reassign you to your previously selected space. If that space is no longer available, you will be placed in the next available space at the time your request is received.

What if I am not a full-time student for the fall term by June 1?

Your housing and meal plan may be cancelled. If/when you are registered as a full-time student and you request reassignment in writing, the Office of Residence Life will attempt to reassign you to your previously selected space. If that space is no longer available, you will be placed in the next available space at the time your request is received.

I am an athlete or resident who will need to stay on campus over winter break. Which halls will be open?

At this time, all halls with the exception of the Barrymore Hotel will be open for winter break and winter intersession 2022 – 2023. Any changes will be communicated to students by December 2023.

I would like to stay in the same room from Fall to Spring. How can I do this?

When you select a room during Housing Selection, that space is typically reserved for you for both Fall and Spring terms. Students that select a space in higher floors of the Barrymore Hotel may be consolidated to lower floors throughout the year as required for best use of space.

How do I start the Housing Selection Process?

Step 1 COMPLETE YOUR APPLICATION, <https://utampa.okta.com/>

Dec 1 - Feb 11: Complete your application in [Residence by Symplicity](#). Form roommate groups throughout the process.

Step 2 REVIEW YOUR SELECTION TIME, via email

Feb 18: Selection times will be assigned randomly giving priority to those with the fewest numbers of semesters on campus. You can also start creating roommate groups at this time.

Step 3 SELECT YOUR SPACE, <https://utampa.okta.com/>

Feb 22 – Mar 4: Select your space in [Residence by Symplicity](#) at your assigned selection time.

You may select a space either by yourself or with other students. The group selection time will be the median best number (middle best number) of its members. Adding or removing members may impact the group selection time. Spaces will be available in Barrymore Hotel, Brevard, Jenkins, Palm, Straz, and Urso.

Step 4 OFF-CAMPUS FAIR, www.ut.edu/residencelife/offcampus

March 31: We encourage you to explore off-campus housing options during the Off-Campus Fair. More information about this event will be available via our website in the spring term.

Step 5 CANCELLATION & IMPORTANT DEADLINES

Jun 1: **Deadline to cancel.** Requests submitted by the deadline will be released from the housing agreement.

Jun 1: **Deadline to register for classes.** You must be a registered as a full-time student for Fall 2022 to keep your room on campus.

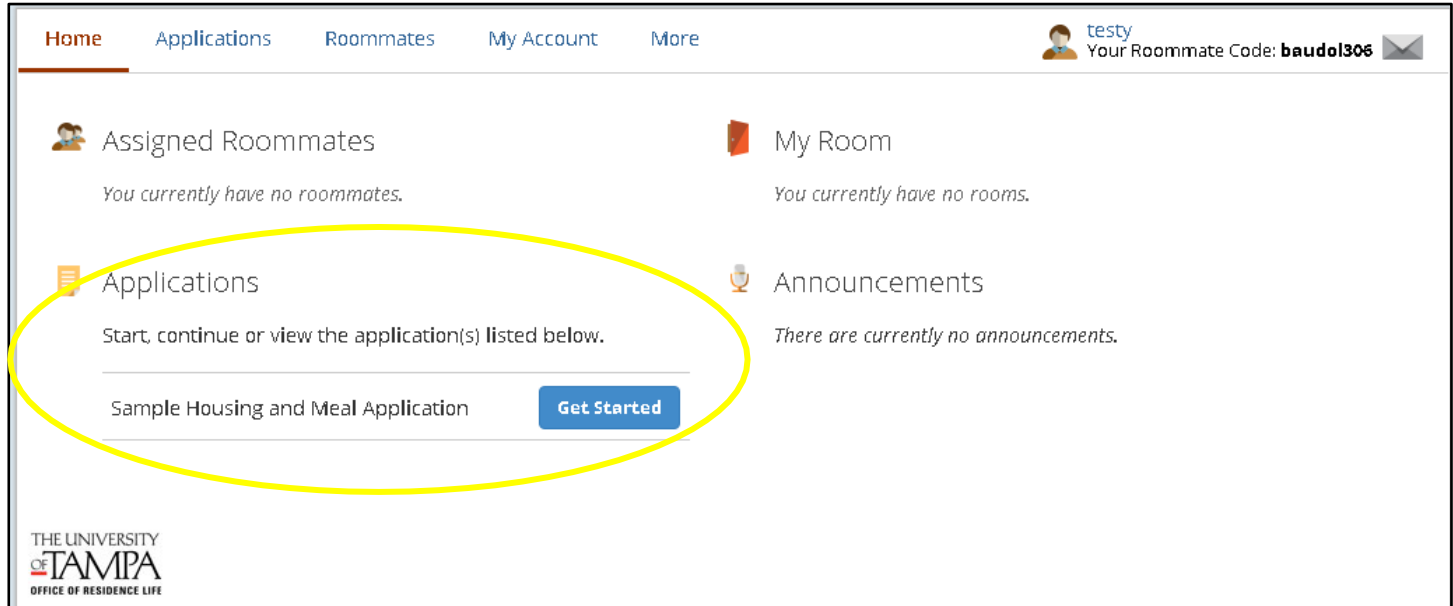
Step 6 CHECK IN

Aug 28: Residence Halls open for continuing students starting on Wednesday, August 24, 2022. This may be adjusted if there are changes to the academic calendar. **Specific hall move in days/times will be provided at a later date.** Deadline to arrive, check in, and claim your room key is August 29. Your space will not be held beyond August 29 without prior written notice providing your anticipated date of arrival.

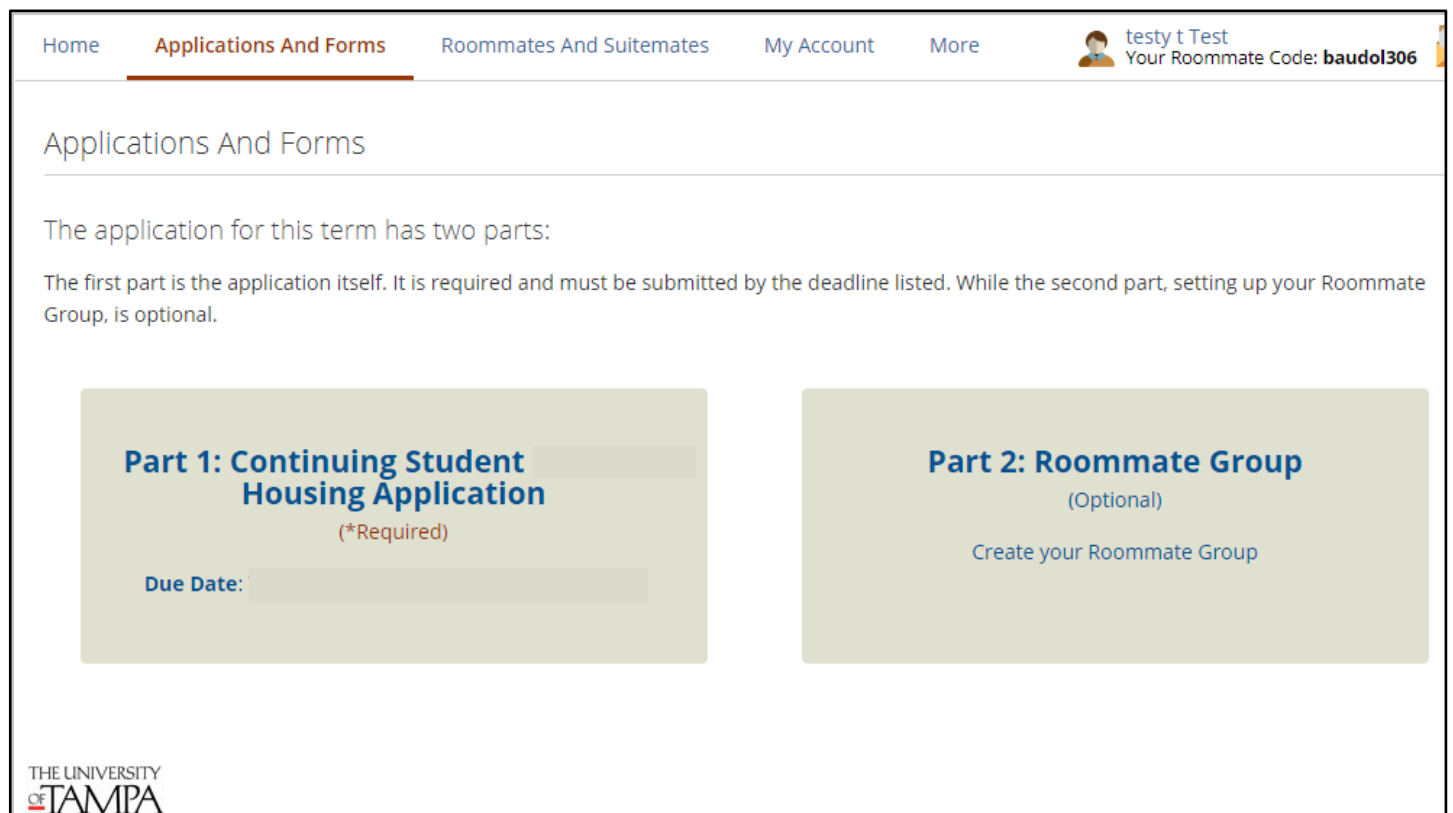
[Residence by Symplicity](#)

Application Process

Log in to [Symplicity](#) with your Spartans domain and password. All eligible residents will have access to the application on their home screen. If you do not see the application and you are a current resident, please contact Residence Life before Feb 11.



The screenshot shows the Symplicity home interface. At the top, there are navigation tabs: Home, Applications, Roommates, My Account, and More. The user is logged in as 'testy' with a roommate code of 'baudol306'. The main content area is divided into four sections: 'Assigned Roommates' (no roommates), 'My Room' (no rooms), 'Applications' (circled in yellow), and 'Announcements' (no announcements). The 'Applications' section contains a 'Sample Housing and Meal Application' with a blue 'Get Started' button. The footer features the University of Tampa Office of Residence Life logo.



The screenshot shows the 'Applications And Forms' page. The navigation tabs are Home, Applications And Forms, Roommates And Suitemates, My Account, and More. The user is logged in as 'testy t Test' with a roommate code of 'baudol306'. The page title is 'Applications And Forms'. Below the title, it states: 'The application for this term has two parts: The first part is the application itself. It is required and must be submitted by the deadline listed. While the second part, setting up your Roommate Group, is optional.' There are two main content boxes: 'Part 1: Continuing Student Housing Application' (marked as '*Required') and 'Part 2: Roommate Group' (marked as '(Optional)'). The footer features the University of Tampa logo.

Part 1 of the application includes profile, special needs, meal plan, roommate matching profile, and housing agreement.

Part 1 is required and due by Feb 11.

Part 2 of the application is optional. You may select by yourself or as part of a group. Part 2 is where you will be able to form and change roommate groups throughout the process. The group selection time will be the median best (middle best) of its members. Adding or removing members may affect the group selection time.

Roommate Groups

If you know who you want to live with, we suggest talking in advance and designating one person as the “group leader” to start the group. This will help prevent the error of starting multiple groups. The group leader will click “find someone you know” and enter each roommate’s code. Each student has a unique roommate code that they can view on their screen. The leader can then invite them to join the group. Each member will have to log in and accept the invitation.

The screenshot shows the 'Roommates And Suitemates' section of a web application. At the top, there are navigation links: Home, Applications And Forms, Roommates And Suitemates (highlighted), My Account, and More. A user profile is visible in the top right corner, showing a user named 'testy t Test' with a roommate code of 'baudol306'. Below the navigation, the page title is 'Roommate Groups (Fall 2018)' with a 'Change Term' link. The main content area is divided into two primary sections: 'Search resident profiles' (Find ideal roommates to invite into your group) and 'Find someone you know' (Enter the Roommate Code of a person you know). The 'Find someone you know' section includes a text input field for the roommate code and a 'Send Invite' button. Below this, there is explanatory text: 'You can obtain your friend's Roommate Code by asking them on the phone or by email. Roommate Codes are usually private and are not published or searchable.' To the right, there are tabs for 'My Group' and 'Messages'. A message box states: 'You do not have a roommate group for this term. Invite other users to create a group.' At the bottom right, there is a section for 'OTHER ROOMMATE GROUPS' with a link for 'Fall 2016' and a '+ Create New' button.

If you do not know who you would like to live with, but want to find a roommate, click on “search resident profiles”. Then, you can search for others based on information they have submitted in their profile. You can communicate with them and decide if you would like to group together.

The screenshot shows the 'Roommate Groups (Fall 2020)' interface. The navigation bar is similar to the previous screenshot, with 'Roommates' highlighted. The page title is 'Roommate Groups (Fall 2020)' with a 'Change Term' link. The 'Search resident profiles' section is active, showing 'No search filters set' and buttons for 'Change Search Filters' and 'Clear Search Filters'. Below this, there are six profile cards displayed in a grid. Each card shows a profile number and a question: 'Profile #7 / Are you part of the Rebel Alliance? No', 'Profile #10 / Are you part of the Rebel Alliance? No', 'Profile #12 / Are you part of the Rebel Alliance? No', 'Profile #16 / Are you part of the Rebel Alliance? Yes / Study Habits Bedroom / Testing', 'Profile #20 / Are you part of the Rebel Alliance? No', and 'Profile #22 / Are you part of the Rebel Alliance? No / Study Habits Living Room /'. Each card has a 'View Full Profile' link and a 'Send Invitation' button. To the right, there are tabs for 'My Group' and 'Messages'. A message box states: 'You do not have a roommate group for this term. Invite other users to create a group.' At the bottom right, there is a section for 'OTHER ROOMMATE GROUPS' with a '+ Create New' button.

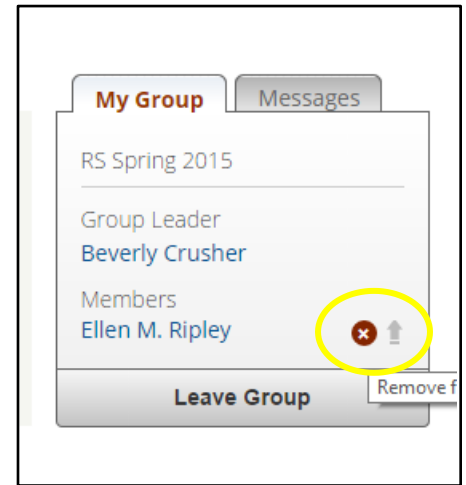
Changing Roommate Groups

Roommate groups can be edited using the same steps. The “group leader” (person who created the group) can add or remove any member to the group. To remove members, the group leader selects the red “X” button next to the roommate to be removed, then saves the changes to the group.

By selecting Leave Group, any member of the group can remove themselves from a roommate group at any time until the selection is finalized. Any individual can also remove themselves from the group by clicking on the red “X” button.

When someone is removed from the group, an email notification is sent to all members of the group making them aware of the change to the group.

Additionally, the group leader may pass the “group leader” role to any other member of the group by selecting the “up arrow” next to the intended group leader. This may be helpful to use if the group’s selection time conflicts with the group leader’s schedule.



In this process, we ask that you honor the Spartan Code and be respectful of your fellow group members by contacting them beforehand when removing or leaving groups. The group’s selection time will be the median (middle) best number out of its members. Adding or removing members may affect the group selection time. If so, the changes to selection time will be immediately apparent upon saving the changed group.

- **Note: Once you leave a group or remove a member of the group, you will need assistance from the Office of Residence Life to add that same member back to the group.**

Selection Options

To assist you with planning for your selection and group set up, the table below outlines the buildings and estimated room configurations that will be available at the start of the selection process. We try to offer continuing students a variety of great spaces in a range of price points — doubles, singles and apartment-style. However, we cannot guarantee space availability.

If the building or room configuration that you want is not available, we strongly encourage you to select an available space and then place yourself or your group on the room change waiting list.

Building	Room Configuration Type	Room Occupancy	Number of suites/apartments available
Barrymore Hotel	Double	2	Up to 600
Brevard	Double and 2 singles	4	Up to 24
Brevard	2 doubles	4	Up to 32
Jenkins	4 singles	4	Up to 59
Jenkins	Double and 2 singles	4	Up to 28
Jenkins	5 singles	5	Up to 8
Jenkins	Double and 3 singles	5	Up to 12
Jenkins	8 singles	8	Up to 2
Palm	4 singles	4	Up to 143
Palm	5 singles	5	Up to 7
Palm	Double and 3 singles	5	Up to 6
Straz	4 singles	4	Up to 110
Straz	Double and 2 singles	4	Up to 9
Urso	True single	1	Up to 91
Urso	Shared bathroom single	2	Up to 48

How to Select

On February 18, a selection time will be assigned to each resident who completed an application by the deadline. The time will populate in each student's account on [Residence by Symplicity](#).

- Selection times will be assigned randomly giving priority to those with the fewest numbers of semesters lived on campus.

Once selection times are live, in [Residence by Symplicity](#), you will see Room Selection as an option on your account.

- The group's selection time will be the median best (middle best) of its members. The median is the middle selection time out of all group member's times when sorted in chronological order. Adding or removing members may affect the group selection time. If so, the changes to selection time will be immediately apparent upon saving the changed group.

View and search rooms

You can use the filters to search for what type of space you are looking for. You will be able to filter by Building, Floor, Occupancy, or Room Rate. This list is pre-filtered based on the combined eligibility of the group members. Changes in the roommate group may affect the rooms or apartments displayed. The Availability column lists how much space is available in each room.

- Rooms showing a **BLUE open room button** are available for you to choose.
- Rooms showing a **WHITE open room button** are not available to groups of your size (your group may be too big or too small for that room).

You can save your favorite rooms by clicking on the star in the Selection column. **By saving a Favorite room, participants create a personal list that allows for faster selection when it is your selection time.**

Building	Floor	Apartment Number	Room Number	Availability	Selection
Jenkins Hall	1	RES70108	0108A, 0108B, 0108C, 0108T	5 of 5	☆ Open Room
Jenkins Hall	1	RES70110	0110A, 0110B, 0110C, 0110D	4 of 4	☆ Open Room

When you click on Open Room, you will see any available additional information provided- which may include the floor plan. You can click on the image to zoom the view.

Straz Hall, Floor 1, Apartment STRZ0124 ★ Favorite

Room 0124A

Select a room in the remaining time

97 DAYS 23 HRS 36 MINS 13 SECS

Room Selection * indicates a required field

Room Selection*: ROOM SELECTION
Building: Straz Hall

Clicking on the room will also note **gender inclusive rooms as (mixed/no restrictions)**.

Finalize Room Selection

Once a room or rooms have been identified, the group leader should make the selection. The display lists all group members and the room the group leader selected. If selecting an apartment/suite, the group leader will need to place each person from the roommate group into the bed spaces related to the apartment/suite.

- **Be sure to discuss with your members who will be in which bedroom or who will share a bedroom.**

When the assignment is ready to be finalized, the “**Finalize Selection**” button is displayed. After clicking on the “**Finalize Selection**” button, click OK to confirm that the housing selection is finalized.

Your selection is not complete until you click the “Finalize Selection” button.

- **Tip: You may want to screen shot this page to share with your group.**

Once an assignment has been finalized and submitted you will not be able to edit the group or change the finalized room assignment.

Room Change Waiting List

If you were not able to secure the ideal space for yourself or your group, please select a space and then place yourselves on the room change waiting list. **This list will open after housing selection ends for those who selected a room during the process.** The waiting list to change rooms will be reviewed through the summer.

No Guarantee Wait List

If you do not participate in the selection process and select a space, you cannot be on a waiting list to change rooms/buildings. Your only option is the no guarantee wait list. While the Office of Residence Life strives to accommodate students on the No Guarantee Wait List, there is no guarantee you will be offered on campus housing.

Off-Campus Housing

We encourage you to explore off-campus housing options by attending the Off Campus Housing Fair on March 31, 2022, by visiting our website: <https://www.ut.edu/campus-life/residence-life/off-campus-housing> or by contacting our preferred, off campus housing property, [The Henry](#).

Room Selection

Roommates *: James G. Barker
Indiana Jones

Room Selection *: Building: Hollan Apartments
Floor: 1
Apartment: 103-04

Room 103 (Male): James G. Barker
Room 103 (Male): Indiana Jones
Room 104 (Male):
Room 104 (Male):

Back Finalize Selection

Finalized: Your room selection has been finalized.

Room Selection

Roommates: Breanna X. Adderly
Shayne S. Antes
Tyler B. Anderson
Victoria T. Adams

Room Selection: Building: Mitchell Hall
Floor: 2
Room: Mitchell Hall - Floor 2 - Room 201

Back