

STUDY SKILLS ~ GOING BEYOND ROTE LEARNING

MaryAnn D'Alesandro, DNP, RN, MSN, CNOR, BC

WHY THE “WHY?” IN STUDYING SKILLS IS
SUPERIOR TO ROTE LEARNING

HOW TO SHIFT FROM ROTE TO
STUDENT-DRIVEN LEARNING USING THE
POWER OF CREATIVE INQUIRY

THIS IS THE MOST EXCITING
TED TALK
YOU WILL EXPERIENCE AT **UT!**

SERIOUSLY :)

rote learning



Why are we still teaching to promote memorization instead of application to understand the concept behind it?

BRACE YOURSELVES




**LOTS OF MEMORIZATION IS
COMING**

memegenerator.net

Data dump

How not to study

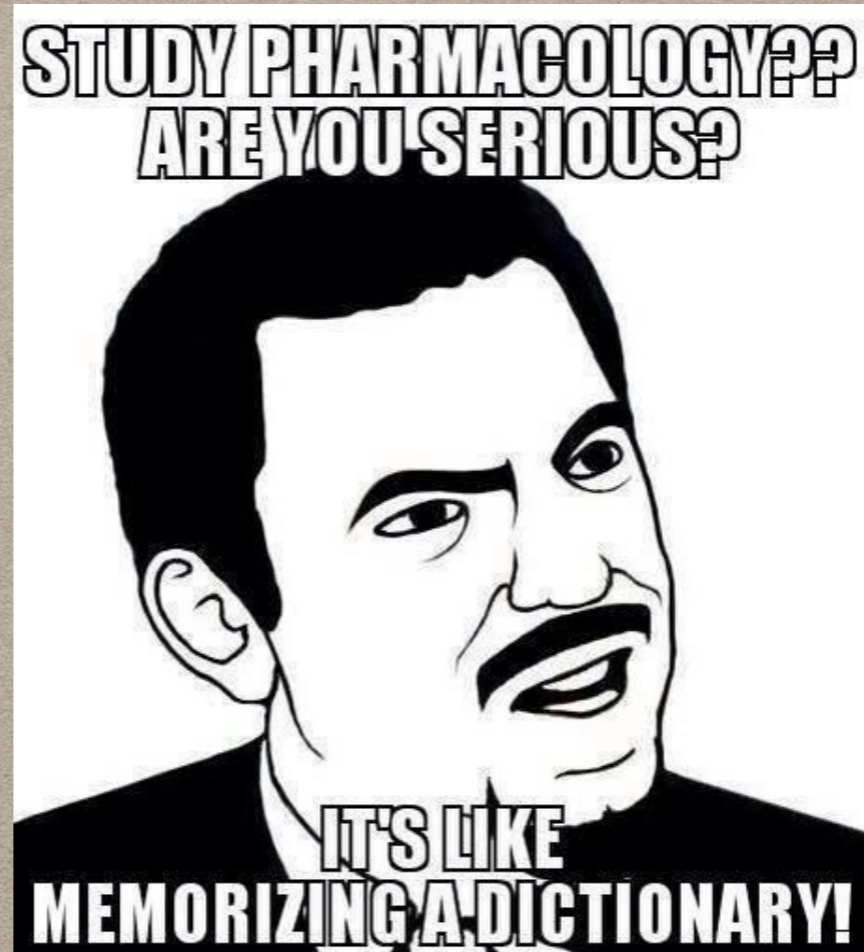
*memorize everything 20 minutes before exam



*RUN TO SCHOOL,
BEFORE YOU FORGET EVERYTHING



Rote: What med do you give for primary hypertension?



Concept: What is the overall role of medications given for hypertension?

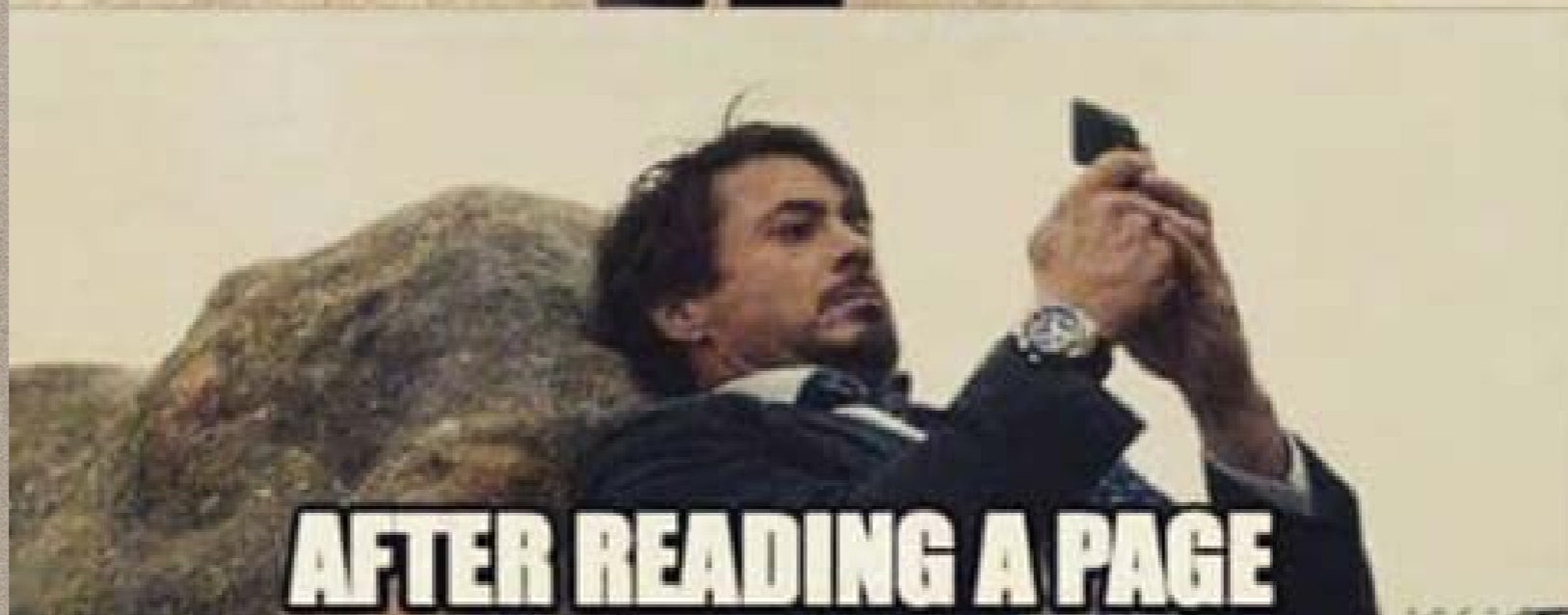
**MY FRIENDS ARE OUT
HAVING FUN**



**AND I'M STUCK HERE
STUDYING DIARRHEA**

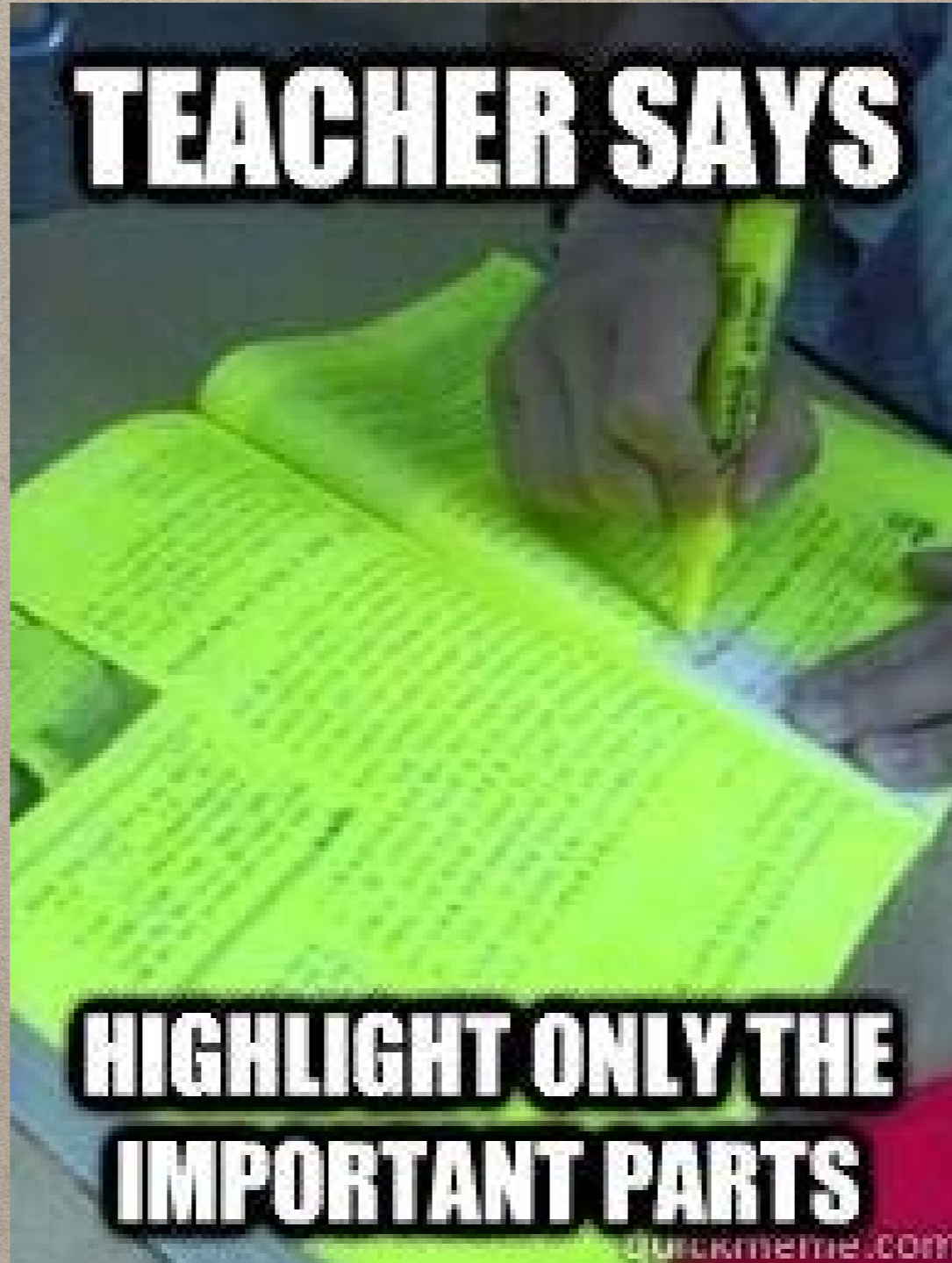


WHILE OPENING THE TEXT BOOK



AFTER READING A PAGE

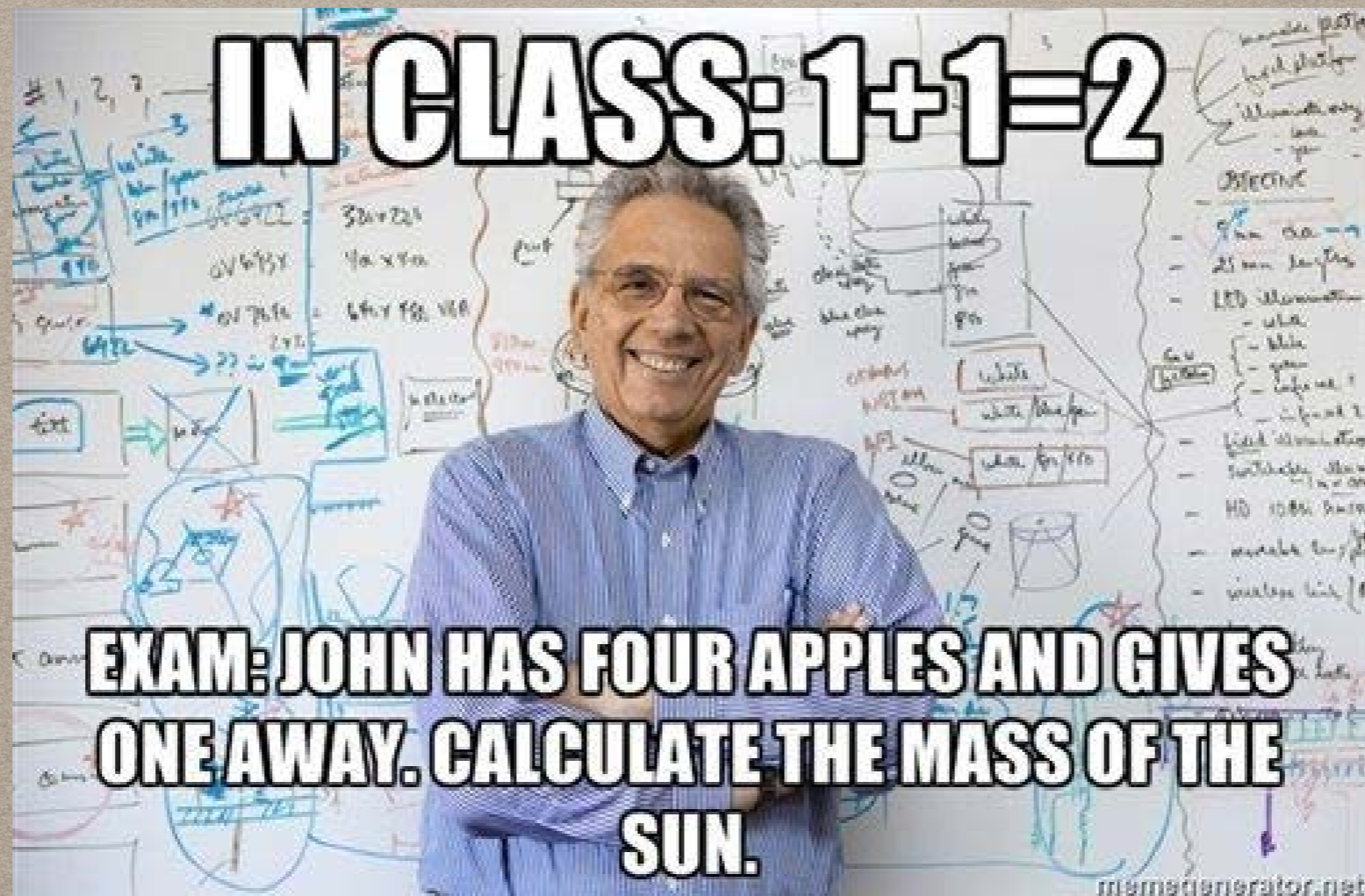
TEACHER SAYS



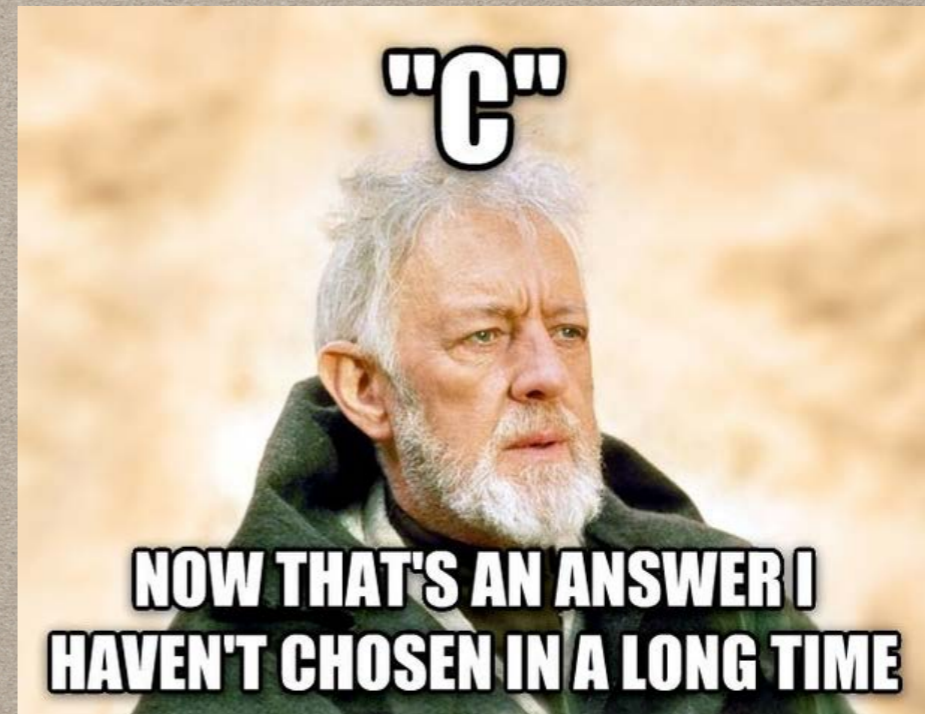
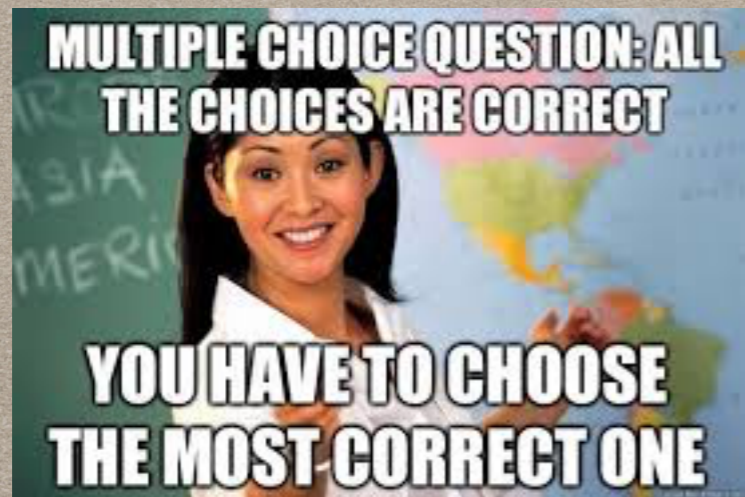
**HIGHLIGHT ONLY THE
IMPORTANT PARTS**

quickmeme.com

Dosage Calculations



sigh...



**MY FACE AFTER I JUST FINISH GIVING
DIRECTIONS**



**AND A STUDENT ASKS ME
WHAT TO DO.**

What it looks like to them...

PROCEDURE STEPS	Yes	No	COMMENTS
1. Pushes up sleeves; removes jewelry and watches.			
2. Adjusts water temperature to warm.			
3. Wets hands and wrists under running water, keeping hands lower than wrists and forearms.			
4. Avoids splashing water onto clothing.			
5. Avoids touching inside of the sink.			
6. Applies 3 to 5 mL liquid soap.			
7. Rubs soap over all surfaces of hands.			
8. Rubs hands vigorously together for at least 15 seconds.			
9. Lathers all surfaces of the hands and fingers.			
10. Cleans under fingernails, if nails are dirty.			
11. Rinses thoroughly, keeping hands lower than forearms.			
12. Dries hands thoroughly; moves from fingers up forearms; blots with paper towel.			
13. Turns off faucet with paper towel.			
14. Applies non-petroleum-based hand lotion or skin protectant.			
<i>Using Alcohol-Based Handrub</i>			
1. If hands are soiled, washes them with soap and water.			
2. Applies a sufficient quantity of antiseptic solution to cover the hands and wrists.			
3. Rubs solution on all surfaces of fingers and hands.			
4. Continues rubbing until hands are dry.			

Recommendation: Pass _____ Needs more practice _____

Student: _____

Date: _____

Instructor: _____

Date: _____

What it really is...





♥ Fabulous RN

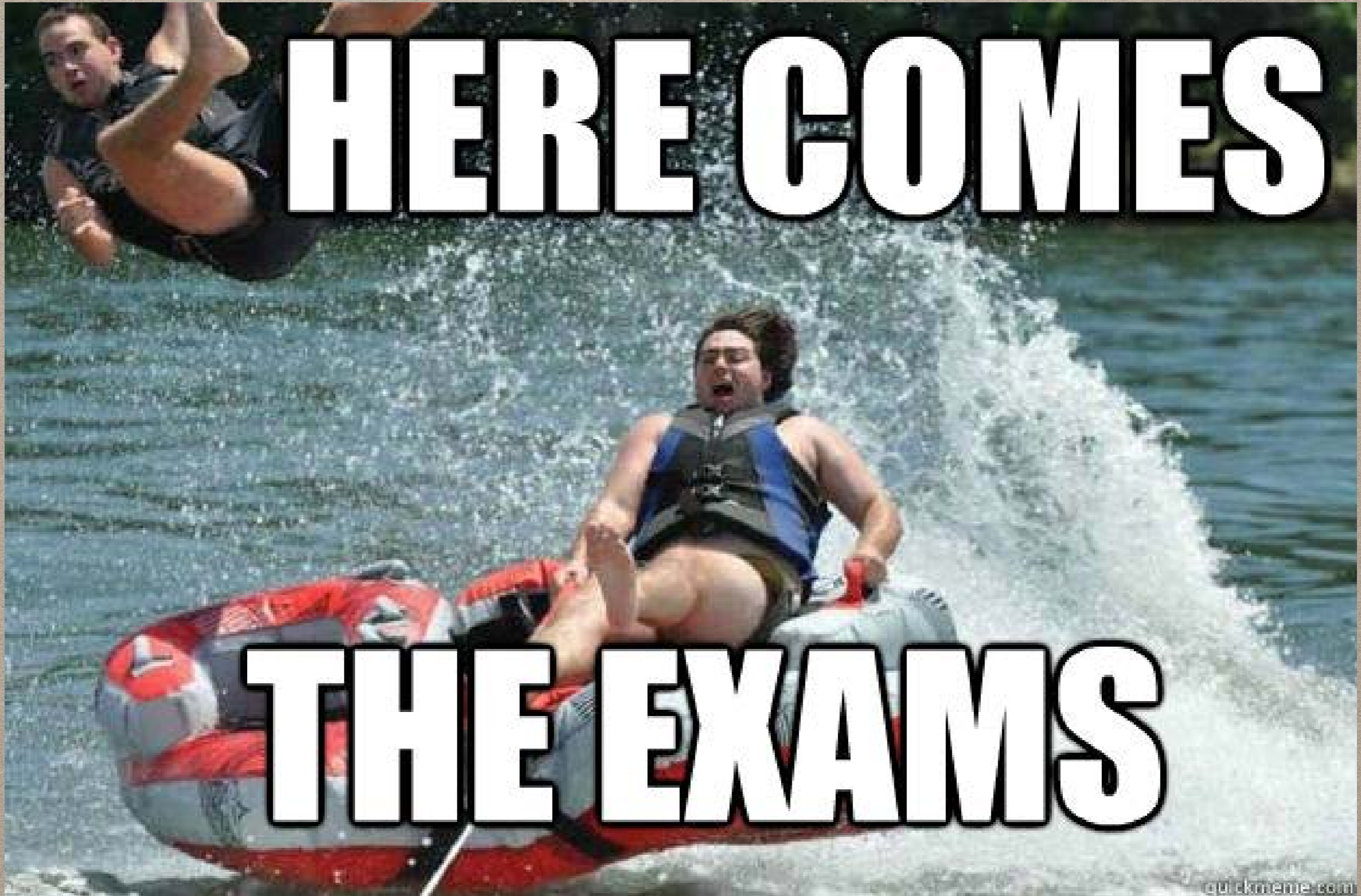
HEY GIRL,

BLOOD IS RED.

CYANOSIS IS BLUE

I GET TACHYCARDIA

WHEN I THINK OF YOU.



HERE COMES

THE EXAMS

QUESTION...

WHY WAS THIS THE MOST
EXCITING TED TALK YOU HAVE
EXPERIENCED AT **UT**?

QUESTIONS?

THANK YOU

